


Technical Specifications

Models		UT15B MAX	UT17B MAX	UT18B MAX
Voltage (DC)	600.0mV/6.000V/60.00V/600.0V/1000V	±(0.4%+3)	±(0.4%+3)	±(0.4%+3)
Voltage (AC)	600.0mV/6.000V/60.00V/600.0V/1000V	±(0.5%+5)	±(0.5%+5)	±(0.5%+5)
VFD (Voltage)	600.0V	±(8%)	±(8%)	±(8%)
Current (AC)	600.0μA/6000μA /60.00mA/600.0mA/6.000A/10.00A	±(1.2%+3)	±(1.2%+3)	±(1.2%+3)
Current (DC)	600.0μA/6000μA /60.00mA/600.0mA/6.000A/10.00A	±(1.2%+3)	±(1.2%+3)	±(1.2%+3)
Resistance	600.0Ω/6.000kΩ/60.00kΩ /600.0kΩ/6.000MΩ/60.00MΩ	±(0.5%+2)	±(0.5%+2)	±(0.5%+2)
Capacitance	6.000nF/60.00nF~600.0μF/6000μF	±(2.0%+5)	±(2.0%+5)	±(2.0%+5)
Frequency (Hz)	10Hz~10MHz	±(0.1%+3)	±(0.1%+3)	±(0.1%+3)
Duty cycle	1%~99.9%	±(1.0%+4)	±(1.0%+4)	±(1.0%+4)
Temperature (°C/°F)	-55°C~500°C/-67°F~932°F		±2°C/±4°F	±2°C/±4°F
Main features				
Display count		6000	6000	6000
Continuity/Diode		✓	✓	✓
Data hold		✓	✓	✓
MAX/MIN		✓	✓	
Relative mode		✓	✓	✓
Backlight (adjustable)		✓	✓	✓
Auto range/Manual range		✓	✓	✓
Auto power off		✓	✓	✓
Low battery indication		✓	✓	✓
Audible & Visual alarm		✓	✓	✓
LED test				✓
Mis-plug alarm		✓	✓	✓
Any-key wake up		✓	✓	✓
Overvoltage category		CAT III 600V	CAT III 600V	CAT III 600V
General Characteristics				
Power supply		2 x 1.5V AA	2 x 1.5V AA	2 x 1.5V AA
Product color		426U+1797C	426U+1797C	426U+1797C
Product weight		455g	455g	455g
Product dimension		182 x 91 x 45mm	182 x 91 x 45mm	182 x 91 x 45mm
Accessories	1pcs User manual, 2 pair Test lead (normal gold plated probe & Fine-tipped probe), 1pcs K-type thermocouple (UT17B/UT18B MAX only), 2pcs battery, Magnetic hanger (optional)			
SPQ		10 pcs	10 pcs	10 pcs
Package dimension		480 x 370 x 195mm	480 x 370 x 195mm	480 x 370 x 195mm
Standard package gross weight		Around 9kg	Around 9kg	Around 9kg



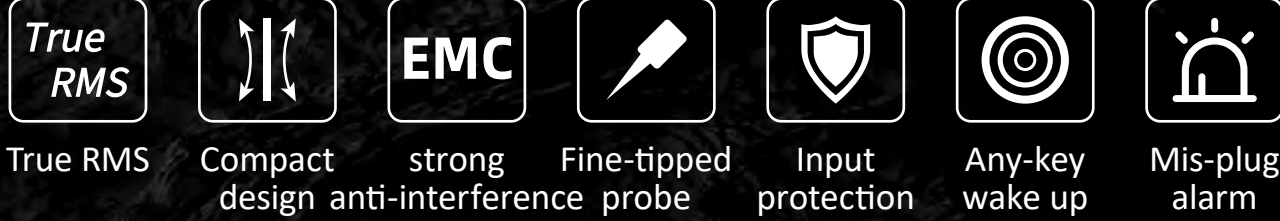
UNI-TREND TECHNOLOGY (CHINA) CO., LTD.
No.6, Industrial North 1st Rd., Songshan Lake Park,
Dongguan, China
Post Code: 523 808
Tel: (86-769) 8572 3888

UNI-T




UT15B/17B/18B MAX True RMS Digital Multimeter

UT15B/17B/18B MAX series True RMS multi-meters have a compact and portable design, fast response, strong anti-interference to EMC interference, and come with standard gold-plated test leads and gold-plated fine-tipped test leads. They also feature full-range 1000V input protection, making them the ideal tool for electronic and electrical engineers.



Compact & Ergonomics design

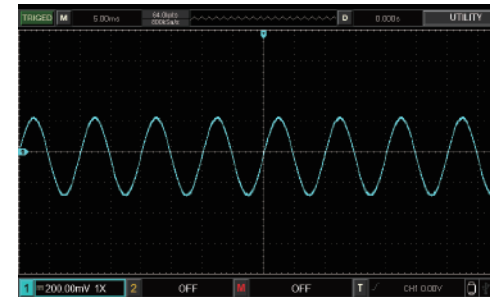


Fast measurement



Bias frequency measurement

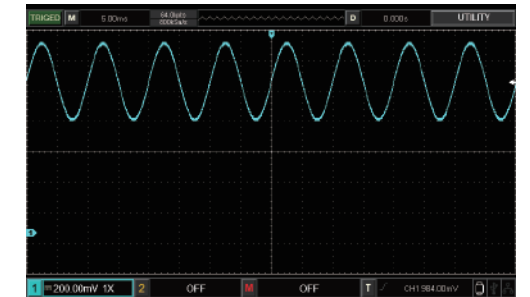
- It is able to measure the Bias signal
- Using scenarios: Electronic product manufacturing and maintenance, such as Crystal oscillator frequency measurement



Normal signal



Source



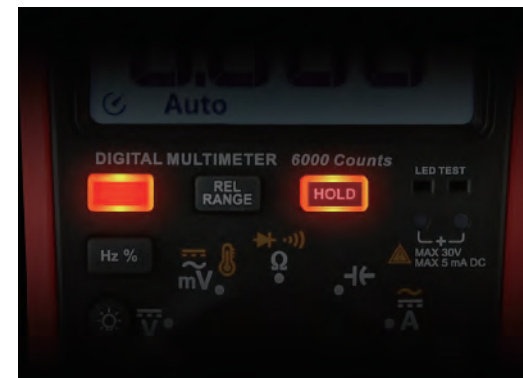
Bias signal

Mis-plug alarm (LED)

Mis-plug



LED alarm



Full range input protection (2 fuses)



Normal probe (gold-plated)



Fine-tipped probe (gold plated)


Using Scenarios



Voltage measurement (AC)



VFD function (Frequency)



LED test (UT18B MAX only)



Temperature measurement (UT17B/18B MAX)